

Institute for Creative Leather Technology

Traceability in the leather Industry

Mike Redwood
LeatherNaturally!



twitter.com/michaelredwood
mike@mikeredwood.com

It used to be simple to know where your leather came from



Not so easy if you make a lot, or a lot of different articles



Gloves 4%



L'goods 9%



Footwear 53%



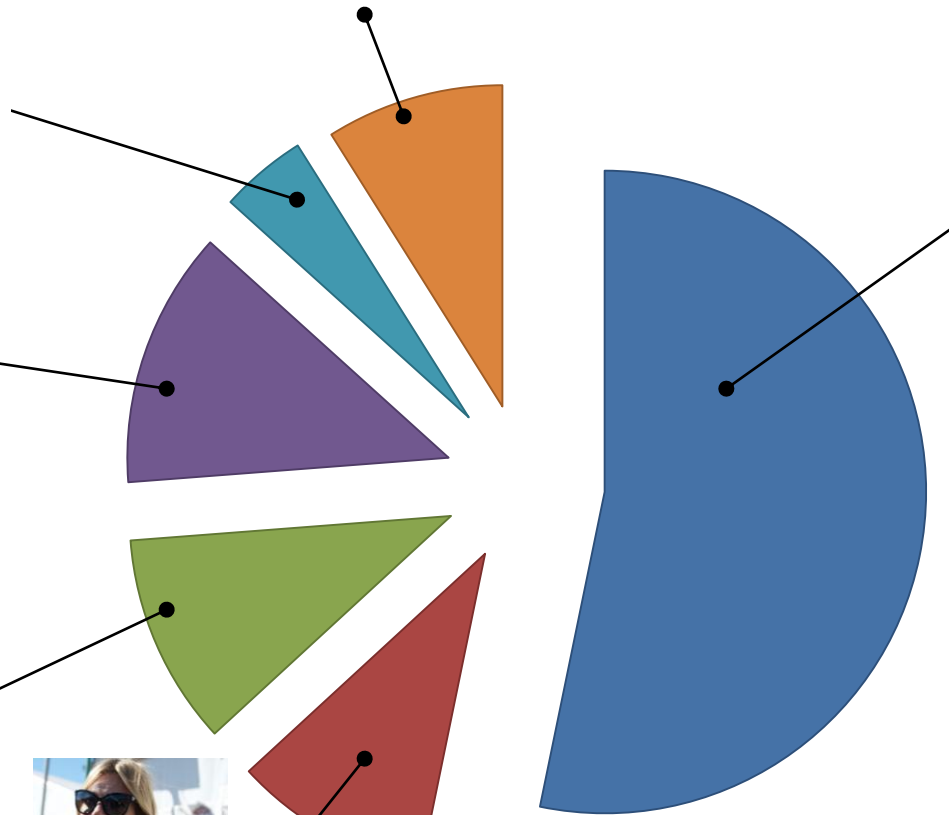
Furniture 12%



Auto 12%




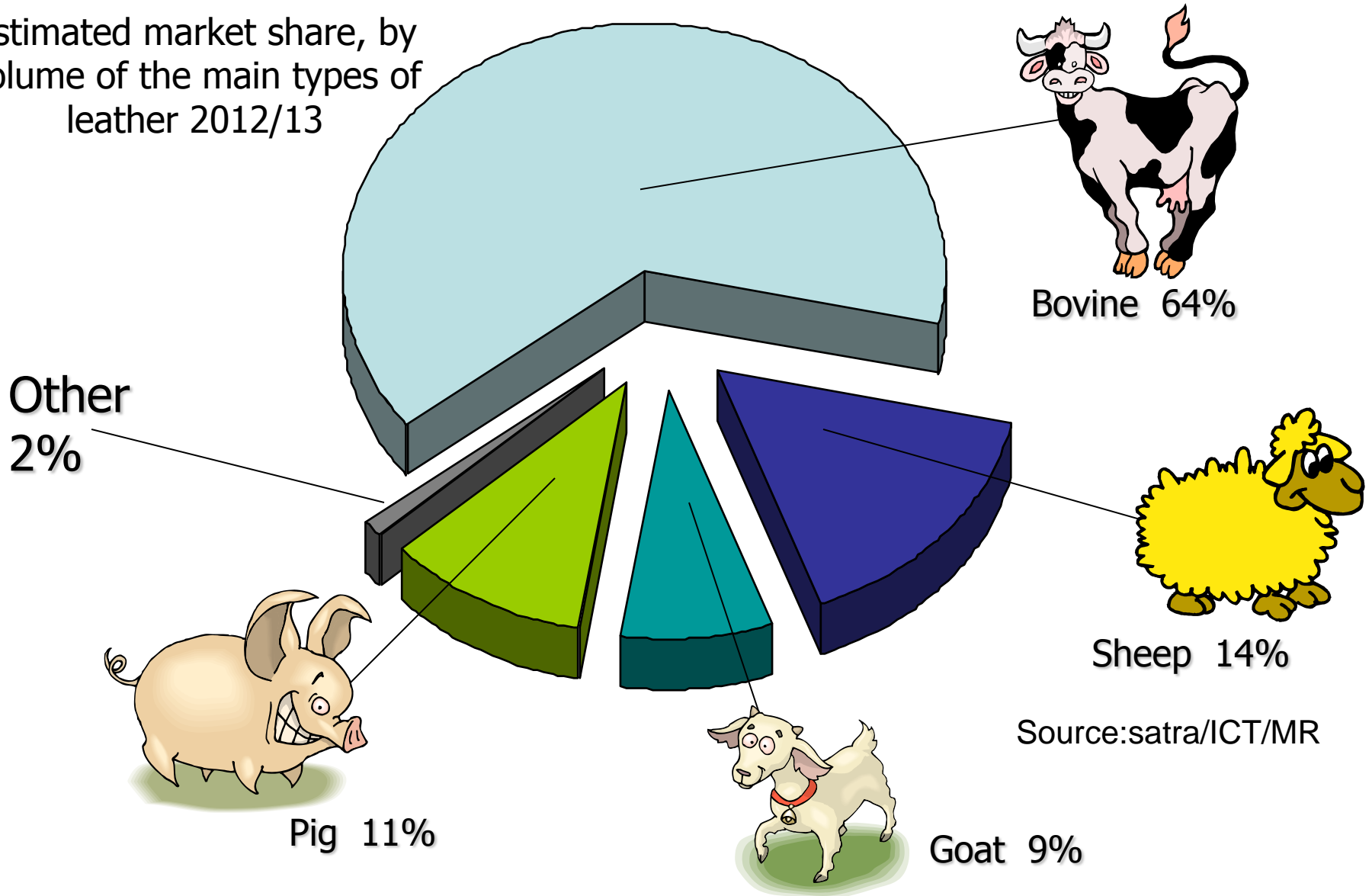
Garments 10%



**Share of Leather by
End Use 2012/13 (ICT/MR)**

Different products mean different types of leather from different places


Estimated market share, by volume of the main types of leather 2012/13



Bovine 64%



Sheep 14%



Pig 11%



Goat 9%

Source:satra/ICT/MR

The beginning of trade involved leather

- Since the beginning of trade leather has been traded internationally
- The boats they carried it in were made in leather in Sumeria in 3000BC
- Otzi wandered the Alps 5000 years ago with many different types of leather with two or three different tannages
- Moroccan, Cordovan, Russian leathers have been important for 100s of years
- Generally we believe global trade is good – the 2:1 ratio

trends

- More tanning close to origin
 - Environmental and quality reasons
- More manufacture in local or at least time zone areas
 - Reduce shipping costs, lead times, need to buy huge volumes
- Continued trade in semi processed
 - Handle raw at source, manipulate finished close to end use

Management of supply

- Knowledge
 - The Material
 - Supply structures and pricing
 - Systems and tools
- Visits

The need for knowledge and systems

- Livestock
 - origins
 - Animal rights
 - Carbon footprint issues
 - Land use issues
- Processing
 - Chemicals used
 - Water used
 - Solid and liquid wastes





Only the consumer decides

